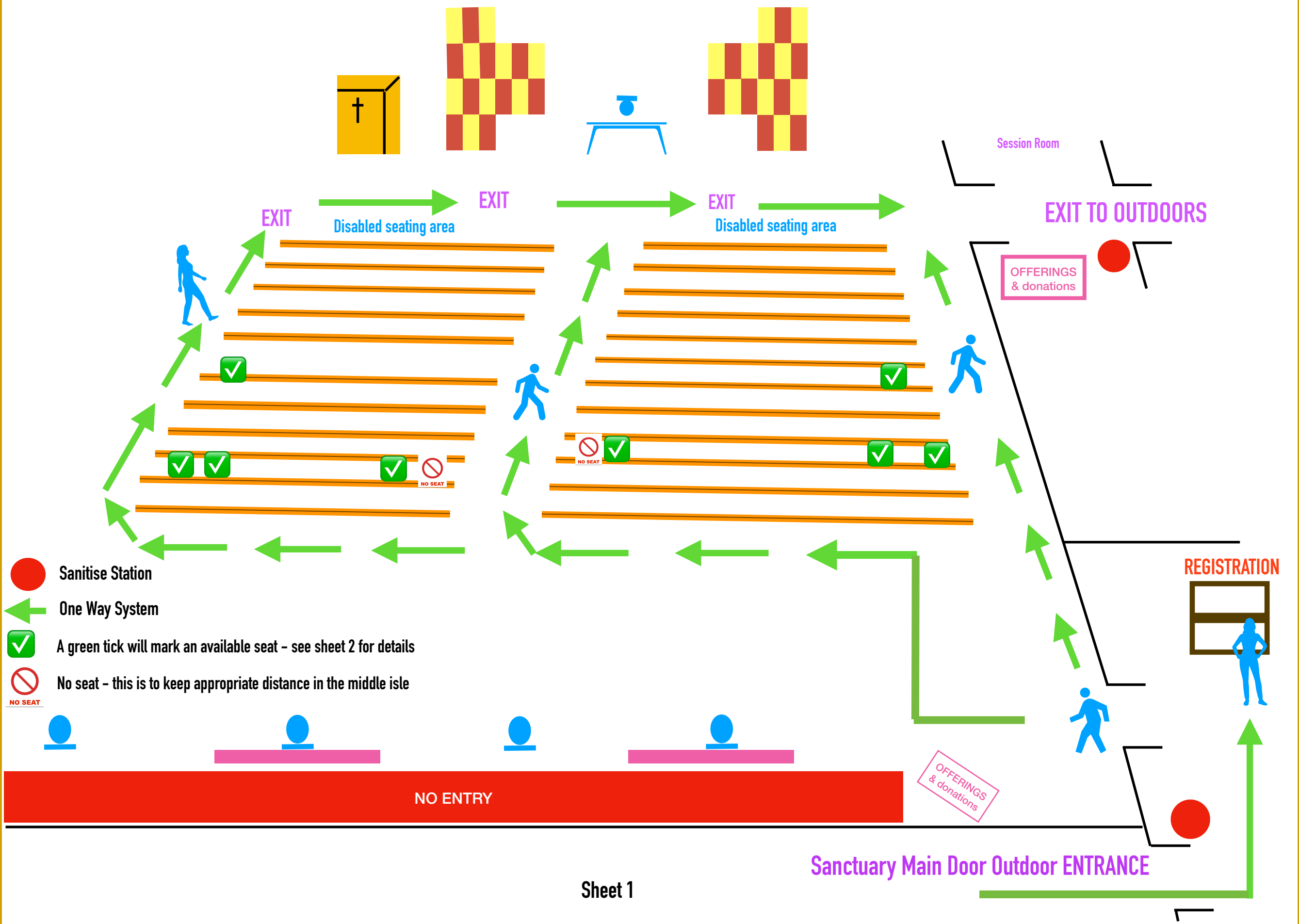






Re-opening - Sanctuary Floor Plan - N.T.S.



-  Sanitise Station
-  One Way System
-  A green tick will mark an available seat - see sheet 2 for details
-  No seat - this is to keep appropriate distance in the middle isle

Re-opening - Sanctuary Seating Plan

1. The measured length of all pews are 5 Meters +. By allowing a seated position of 0.6 metres per person, at each end of pew, there will be a social distance of 3.8 metres less an allowance of 0.6metres (X) at the centre aisle pew seat (this is to maintain a social distance of 2 metres + between both sets of pews on the North and South sides of the church) will reduce this distance to 3.2 metres.
2. Couples from the same household may sit together this will reduce the social distance between the nearest persons on both ends of the pew from 3.2 to 2.6 metres.
3. Families, from the same household with numbers greater than 2 persons, may sit together. In this case the seat at the opposite end of the pew MUST remain unoccupied.
4. Only every third pew will be utilised leaving a measured distance of 2metres + between seating in front and from the rear of any 1 person.
5. In addition, at the rear of the church, there will be 6 single seats available for use by the duty stewards which have been measured to maintain a distance of 2 metres + in all directions.

Diagram below is a typical layout for all 18 pews on south side of church

1. Seating position for single occupancy * (X =0.6 metres)

| | | | | | |
|-----|---|--|--|-----|---|
| Yes | Social distance of 3.2 metres between nearest seating position. | | | Yes | X |
|-----|---|--|--|-----|---|

2. Seating position for a couple from the same household and 1 single occupant

| | | | | | |
|-----|-----|---|--|-----|---|
| Yes | Yes | Social distance of 2.6 metres between nearest seating position. | | Yes | X |
|-----|-----|---|--|-----|---|

3. Seating position for a family from the same household.

| | | | | | | |
|-----|-----|-----|---|--|----|---|
| Yes | Yes | Yes | The other end of the pew must remain unoccupied --> | | No | X |
|-----|-----|-----|---|--|----|---|

Diagram below is a typical layout for all 18 pews on North side of church

1. Seating position for single occupancy

| | | | | | |
|---|-----|---|--|--|-----|
| X | Yes | Social distance of 3.2 metres between nearest seating position. | | | Yes |
|---|-----|---|--|--|-----|

2. Seating position for a couple from the same household and 1 single occupant.


| | | | | | |
|---|-----|---|--|-----|-----|
| X | Yes | Social distance of 2.6 metres between nearest seating position. | | Yes | Yes |
|---|-----|---|--|-----|-----|

3. Seating position for a family from same household.

| | | | | | | | |
|---|----|---|--|--|-----|-----|-----|
| X | No | ← The other end of the pew must remain unoccupied | | | Yes | Yes | Yes |
|---|----|---|--|--|-----|-----|-----|

Note: Disabled seating will be forward of the front row, at the south east side of the church. Seating for all others will commence at each 3rd row behind the disabled seating to maintain 2 metres + measured Social distance.

Re-opening - Sanctuary - Photos for reference



Showing seating distance



✔ Seat ❌ signifies no seat this is to allow appropriate distance - for middle isle



Duty Team seating at the rear



✔✔ Seats together are only for the same household - Far side (N)



Showing distance every third pew



Showing distance every third pew

St Nicholas, Sighthill Parish Church Reopening Summary Guidelines

Updated in accordance with the latest Presbytery advice and supersedes the original plan.

- Seating in Sanctuary has been arranged to accommodate singles and household pairing. The front area is reserved for disabled. Tape measured for accuracy.
- In order for social distancing to be accomplished, the car park will be closed for all but disabled parking and distancing marks will be painted on the asphalt on approach to the Sanctuary.
- A one-way system for entering has been implemented from the gate on Sighthill Loan, avoiding car park entrance, to the main Sanctuary door.
- Attendance may need to be booked in advance and names will be checked on the day for Test and Protect purposes. The DPO, will be charged with checking off the names each week at the registration desk.
- Data will be held by DPO, who is registered with 121.
- Wall mounted hand sanitisers/dispensers will be available upon entry and on exit.
- Attendees will be escorted to seats to allow for filling Sanctuary furthest point to nearest.
- Perspex tabletop screen will be in use by minister and also for DPO at the registration desk for shielding.
- Offerings and donations can be placed on the open plate at tables on entry or exit and will be held in the safe for 72 hours before counting by the Treasurer.
- Exiting from the seated area, starting at front row to the rear, isle by isle, then following one way system to the front of the Sanctuary to the outside exit door which is adjacent to the Session Room.
- Any waste will be double-bagged and left for 72 hours before being transported for disposal
- Six people will be on the duty rota for each service — one greeter, one Test and Protect tracker, one first responder, one usher, one sound operator and one IT operator.